APP GUIDE

BMT Connect

Torang Pe App

How to use the app, step by step:
selling leaves, land partnerships, jobs, Points and prize draws.

Open on your phone:

app.bmthijau.online

Type this address in Chrome or Safari,
or scan the QR code with your phone camera.

PT Berkat Maha Tinggi · Bos Minyak Tondano · North Sulawesi
For BMT Connect version 0.8 · November 2026

BMT Connect

App", Manado for "Our App") is the app of PT Berkat Maha Tinggi (BMT) for farmers, ppliers and job seekers in North Sulawesi. With the app, users can:

- Sell patchouli (Nilam) leaves, clove (Cengkeh) leaves or nutmeg (Pala) seeds to BMT (minimum 100 kg), including farm pickup for 1 ton or more.
- Become a Patchouli Partner Farmer (Mitra Kerja Nilam) or offer land to be farmed together with BMT.
- Find and apply for daily, weekly and monthly jobs.
- See today's leaf and seed prices, book a meeting with BMT staff, and receive messages from BMT.
- Collect BMT Points (Poin), reach VIP status, join prize draws and the BMT Annual Award.

What you need

- An Android phone or iPhone with internet (mobile data or WiFi). One phone per family is enough to start.
- A phone browser: Chrome (Android) or Safari (iPhone). No download from the Play Store is needed.
- An active email address, for example a Gmail account. Android phone owners usually already have one.
- To register a partnership: an Indonesian ID card (KTP) and an active phone/WhatsApp number.

> **About button names:** the app is in Indonesian only. In this guide, button and menu names are written exactly as they appear in the app, in bold, with the English meaning in brackets the first time. Users must look for the Indonesian words on screen.
>
> Screenshots in this guide use sample data. Names, numbers and dates on your phone will be different, and the look may change slightly when the app is updated.

Contents

1. Opening BMT Connect on your phone
2. Creating a new account
3. Logging in and forgotten password
4. Screens and menus
5. Home (Beranda)
6. Registering a partnership
7. Sending leaf or seed supply
8. Jobs and applying
9. Appointments
10. Leaf and seed prices
11. Messages from BMT
12. Profile and member card
13. Phone and email notifications
14. BMT Points Program and VIP status
15. Prize draws
16. BMT Annual Award
17. FAQ and Privacy Policy
18. Logging out
19. Deleting your account
20. Safety and help

- Quick sheet to print

1 Opening BMT Connect on your phone

BMT Connect opens in the browser and can then be installed like a normal app.

1. Open Chrome (Android) or Safari (iPhone).
2. Type app.bmthijau.online in the address bar at the top and press Enter/Go. You can also scan the QR code on the printed guide with the phone camera.
3. The green BMT Connect · Torang Pe App page opens. Tap the yellow **Mulai** (Start) button.

Install it on the home screen (so you can open it again without typing the address):

- Android (Chrome): if a "Pasang BMT Connect" (Install BMT Connect) box appears, tap **Pasang** (Install). If not, tap the three-dot menu at the top right and choose **Instal aplikasi** (Install app) or **Tambahkan ke layar utama** (Add to home screen).
- iPhone (Safari): tap the **Share** button (a box with an arrow pointing up), then choose **Add to Home Screen** (**Tambah ke Layar Utama** on Indonesian phones).

The BMT Connect icon then appears on the phone like any other app.

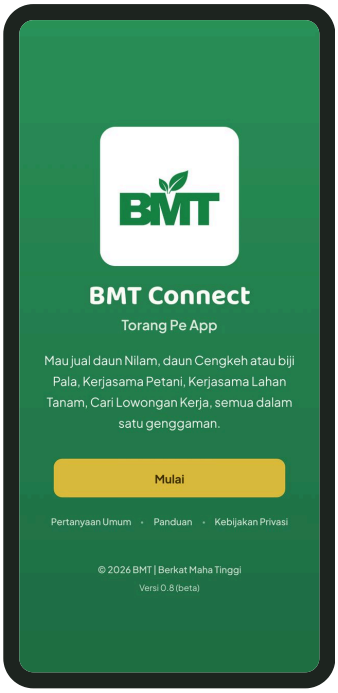

Welcome page

2 Creating a new account

Only once. After that you just log in.

Easiest: with Google

1. On the welcome page tap **Mulai** (Start).
2. Tap **Lanjutkan dengan Google** (Continue with Google), the button with the coloured G logo.
3. Choose your Gmail account. Done, you are logged in.

Or with email and password

1. Tap **Mulai** (Start), then tap the green text **Belum punya akun? Daftar** (No account yet? Sign up) at the bottom.
2. Fill in **Alamat email** (email address) and create a **Kata sandi** (password) of at least 8 letters/numbers that is hard to guess.
3. Tap **Daftar** (Sign up). BMT sends a verification code to your email.
4. Open the email, copy the code, enter it in **Kode verifikasi** (verification code), then tap **Verifikasi** (Verify).

Can't find the email with the code? Check the Spam or Promotions folder, or tap **Kirim kode lagi** (Send code again).

Write down your email and password and keep them somewhere safe. Never give your password or verification code to anyone, including people claiming to be BMT staff.

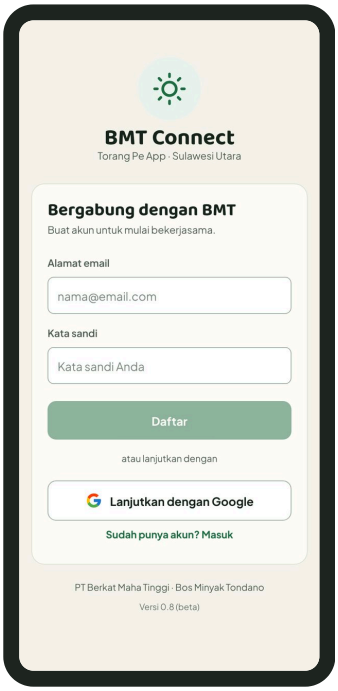

Sign-up page

3 Logging in and forgotten password

1. Open app.bmthijau.online or the BMT Connect icon on your phone, then tap **Mulai** (Start).
2. Fill in **Alamat email** and **Kata sandi**, then tap **Masuk** (Log in). If you signed up with Google, tap **Lanjutkan dengan Google**.
3. If asked, enter the code sent to your email and tap **Verifikasi**.

After logging in you stay logged in even when the app is closed. You don't need to log in every time.

Forgot your password?

1. On the login page, tap the green text **Lupa kata sandi?** (Forgot password?)
2. Enter your account's **Alamat email**, then tap **Kirim kode** (Send code).
3. Open the email, then fill in **Kode dari email** (code from email), **Kata sandi baru** (new password) and **Ulangi kata sandi baru** (repeat new password).
4. Tap **Simpan kata sandi baru** (Save new password). Then log in with the new password.

Accounts created with Google have no password: just tap **Lanjutkan dengan Google**. Still stuck? WhatsApp BMT +62 882-0216-78859.

If the screen only shows "Memuat…" (Loading…) and then **Muat ulang** (Reload), check your internet signal and tap **Muat ulang**.

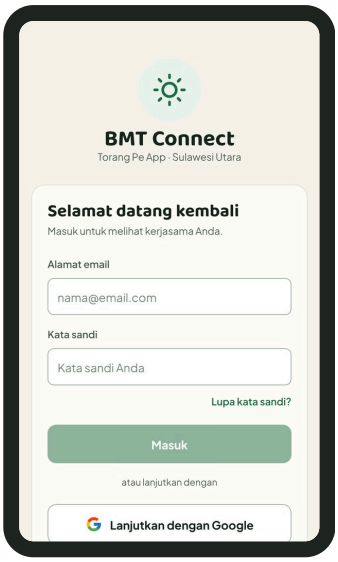

Login page



Creating a new password

4 Screens and menus

The main menu is at the bottom of the screen. Tap one to change page.

Menu	What it contains
Beranda (Home)	Summary: news, today's prices, weather, draws, latest jobs and your appointments.
Lowongan (Jobs)	BMT job vacancies currently open, and the button to apply.
Janji (Appointments)	Book a meeting with BMT staff and see your schedule.
Harga (Prices)	Prices per kg for Patchouli leaves, Clove leaves and Nutmeg seeds, by grade.
Pesan (Messages)	Messages from BMT to your account, and the WhatsApp BMT button.
Profil (Profile)	Your details, member card, Points, partnerships, notifications, log out and delete account.

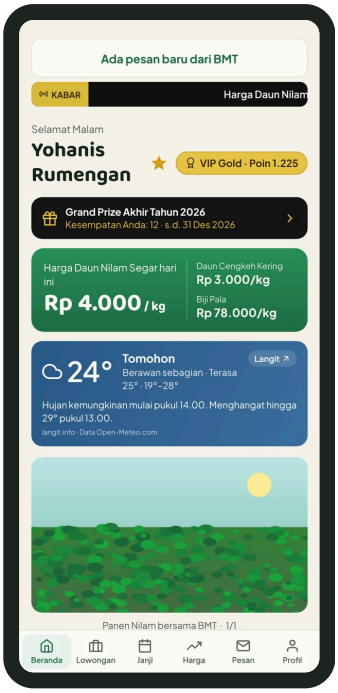

The menu is at the bottom

The **Kembali** (Back) button at the top left goes to the previous page. When there is a new message, a **Ada pesan baru dari BMT** (New message from BMT) button appears at the top.

5 Home (Beranda)

The first page after logging in. From top to bottom:

- **KABAR** (News): a scrolling line with the latest BMT news.
- A greeting with your name and your Points badge (e.g. "VIP Gold · Poin 1.225"). Tap it to open the Points Program. A gold star ★ next to a name means a BMT Annual Award winner.
- A black draw box: the current prize draw and your number of chances.
- **Harga hari ini** (Today's prices): fresh Patchouli leaves, dried Clove leaves and Nutmeg seeds. Tap for price details.
- Weather at your location and the rain forecast for the next 12 hours.
- Rotating BMT news pictures.
- Latest jobs and upcoming appointments.
- The green button **Kirim supply daun** (Send leaf supply, for suppliers and Patchouli Partner Farmers) or **Daftar Kerjasama** (Register a partnership, for everyone else).
- Silvia, BMT's AI assistant, stands in the bottom-right corner. Tap her to ask a question.

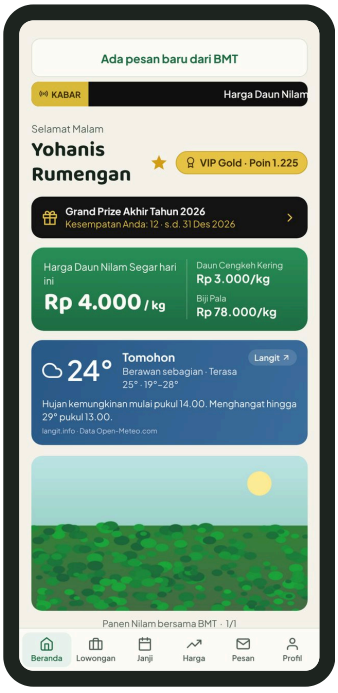

Top of the Home page

The weather uses the phone's location. If the phone asks for location permission, choose **Allow**. If not allowed, the weather shows Tondano.

6 Registering a partnership

After registering you become a BMT partner and start collecting Points.

Partnership type (as in the app)	For whom
Petani – Supply Daun atau Biji (Farmer – Leaf or Seed Supply)	Farmers who want to sell Patchouli leaves, Clove leaves or Nutmeg seeds to BMT. Minimum 100 kg.
Petani – Mitra Kerja Nilam (Farmer – Patchouli Partner)	Farmers who want to grow Patchouli together with BMT.
Pemilik Lahan (Landowner)	Owners of idle land looking for a partner to farm it.
Melamar Kerja (Job application)	Job seekers for daily, weekly or monthly contracts on BMT's farms and factory.

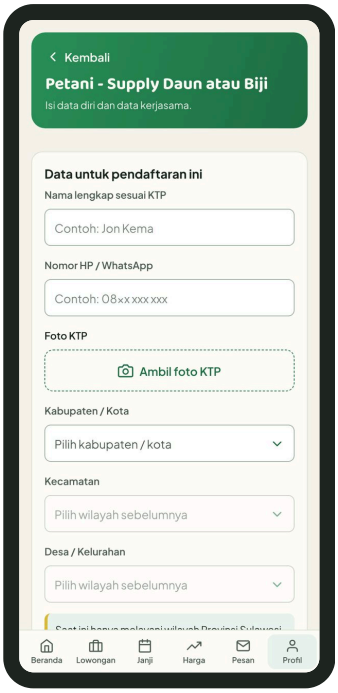

Personal details

1. Open **Profil** and tap **Daftar Kerjasama** (Register a partnership), or the same button on the Home page.
2. Choose the partnership type. You can add another type later via **Profil › Tambah peran kerjasama** (Add a partnership role).
3. Fill in **Nama lengkap sesuai KTP** (full name as on your ID card) and **Nomor HP/WhatsApp**. For later registrations these are filled in from your profile.
4. Tap **Ambil foto KTP** (Take ID card photo) if asked. Lay the ID card flat, inside the frame, and avoid glare. Allow the camera if asked.
5. Choose **Kabupaten/Kota** (regency/city), then **Kecamatan** (district), then **Desa/Kelurahan** (village), in that order.
6. Answer the partnership questions (for example crop type, land size and condition). For a job application, choose an open vacancy.
7. On your first registration, tick the data consent box. Then tap **Kirim Pendaftaran** (Send registration).

All fields are required. If one is missed, a red reminder appears under it.

After sending

BMT staff will contact you and verify your details and ID card. The status is shown in **Profil › Kerjasama Saya** (My partnerships), and every change is sent as a notification.

Partnership	Status steps (as in the app)
Leaf or Seed Supply	Baru (New) → Dihubungi (Contacted) → Aktif (Active), or Tidak lanjut (Not continued)
Patchouli Partner	Baru → Survei lahan (Land survey) → Memenuhi syarat (Eligible) → Menunggu pembiayaan (Waiting for financing) → Perjanjian ditandatangani (Agreement signed) → Aktif, or Tidak lanjut
Landowner	Baru → Survei (Survey) → Negosiasi (Negotiation) → Setuju (Agreed), or Tidak lanjut
Job application	Baru → Dihubungi → Wawancara (Interview) → Diterima (Hired) → Kontrak selesai (Contract finished), or Ditolak (Rejected)

BMT currently serves North Sulawesi Province. Every form of partnership is signed before a notary.

7 Sending leaf or seed supply

For registered suppliers. Tell BMT when your harvest is ready.

1. On the Home page tap **Kirim supply daun** (Send leaf supply).
2. Fill in **Perkiraan berat (kg)** (estimated weight). The minimum to sell to the BMT warehouse is 100 kg.
3. Choose **Tanggal siap** (ready date).
4. **Pickup or deliver yourself:** - Under 1 ton (1,000 kg): deliver the leaves yourself to the BMT warehouse. The pickup box cannot be ticked. - From 1 ton (1,000 kg): you may tick **Minta daun dijemput di kebun** (Pick up the leaves at my farm). Pickup depends on an available truck and the farm's condition and location; BMT staff set the schedule.
5. Add a **Catatan** (note) if needed (for example a landmark near the farm), then tap **Kirim** (Send).

Delivery status: Diajukan (Submitted) → Dijadwalkan (Scheduled; pickup date and time shown if picked up) → Dijemput (Picked up) → Diterima di pabrik (Received at the factory).

Totals and history. After weighing at the warehouse, the received weight appears in the history. The BMT warehouse scale is the final weight, and the final price follows the grade. **Total diterima di pabrik** (Total received at the factory) adds up all your deliveries. Every 1 ton (1,000 kg) received = 25 Points, so small deliveries still count.



Supply form



Totals and history

8 Jobs and applying

Open the **Lowongan** (Jobs) menu. Each vacancy shows the job name, contract type (Harian = daily, Mingguan = weekly, Bulanan = monthly), wage, location, number of people needed and the application deadline.

1. Choose a suitable vacancy and tap **Lamar pekerjaan ini** (Apply for this job).
2. If this is your first job application, fill in the requested details (as in section 6) and tap **Kirim Pendaftaran**.
3. If you are already registered as an applicant, the application is sent straight away.
4. The status appears on the vacancy card: Baru → Dihubungi → Wawancara → Diterima → Kontrak selesai (or Ditolak).

Longer contracts earn more Points. Monthly contracts earn extra Points every month you keep working.

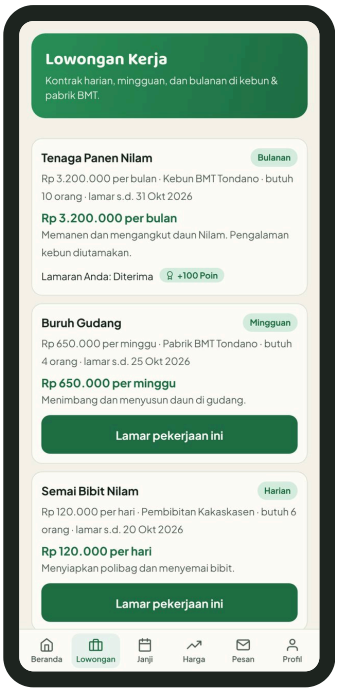

Jobs menu

9 Appointments

Arrange a meeting with BMT staff, at the office or on your farm.

1. Open the **Janji** (Appointments) menu.
2. Choose **Keperluan** (purpose): Kirim supply (send supply), Survei lahan (land survey), Konsultasi kemitraan (partnership consultation), Wawancara kerja (job interview) or Lainnya (other).
3. Choose **Tanggal** (date) and **Jam** (time).
4. Choose **Lokasi** (location): Kantor BMT terdekat (nearest BMT office) or Lahan kebun saya (my farm). Add a note if needed.
5. Tap **Buat Janji Bertemu** (Book the meeting).

Appointment status: Diminta (Requested) → Dikonfirmasi (Confirmed) → Selesai (Done), or Dibatalkan (Cancelled). Upcoming appointments also appear on the Home page.

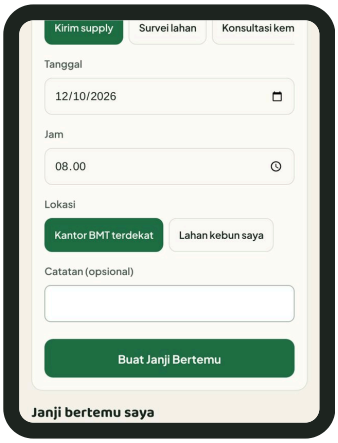

Appointment form

10 Leaf and seed prices

The **Harga** (Prices) menu shows prices per kg for fresh Patchouli leaves, dried Clove leaves and Nutmeg seeds.

- **Rata-rata** (Average): the general price that day.
- **Grade A, B, C**: price by quality. "Ditolak" (Rejected) means that grade is not bought.
- **Berlaku sejak** (Valid from): the date the price was announced, with a note from BMT.

Prices can change at any time. The final price follows the grade and the BMT warehouse weighing. New prices and jobs are also sent as notifications.

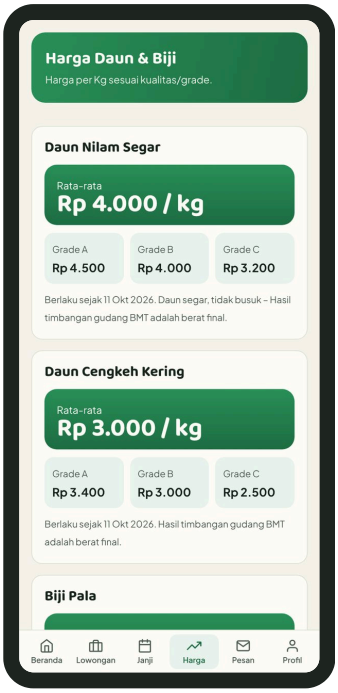

Prices menu

11 Messages from BMT

The **Pesan** (Messages) menu contains notices from BMT for your account, for example pickup schedules or verification results. Unread messages are marked **Baru** (New); tap **Tandai dibaca** (Mark as read) after reading.

These messages are one-way. To ask or reply, tap **Hubungi BMT via WhatsApp** (Contact BMT via WhatsApp). WhatsApp BMT: +62 882-0216-78859.



Messages menu

12 Profile and member card

The **Profil** (Profile) menu contains:

- **Profile header**: name, village, VIP status and total Points.
- **Account status**: Menunggu (Waiting) or Terverifikasi (Verified) by BMT staff.
- **Kartu Anggota** (Member card): your digital card. Tap to see it large.
- **Poin BMT**: Points collected, progress to the next VIP level, and draw chances.
- **Kerjasama Saya** (My partnerships): all registrations and their status, plus **Tambah peran kerjasama** (Add a partnership role).
- **Notifikasi** (Notifications), **Keluar akun** (Log out), **Panduan Aplikasi (PDF)** (App guide in Indonesian), **Panduan Bahasa Manado (PDF)**, **App Guide in English (PDF)**, **Pertanyaan Umum** (FAQ), **Kebijakan Privasi** (Privacy policy) and **Hapus akun dan data saya** (Delete my account and data).

Digital member card. Every registered partner has a member card with name, a 12-digit card number and the "Anggota sejak" (Member since) month. Its colour follows your level:

- **Mitra BMT** (green): all registered members.
- **VIP Gold**, **VIP Platinum** and **VIP Black**: by Points collected (see section 14).

The card can be saved as a screenshot and shown to BMT staff.

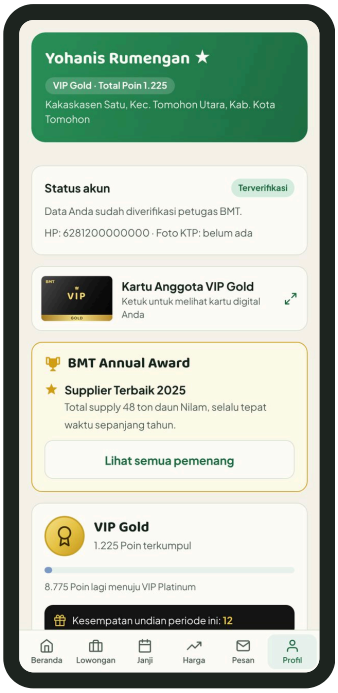

Top of Profile



Member card enlarged

13 Phone and email notifications

BMT sends notifications about: registration and job application status, appointments, supply pickup schedules, Points, messages from BMT, and new prices and jobs. Settings are in **Profil › Notifikasi**:

- **Notifikasi di HP ini** (Notifications on this phone): slide the switch to the right, then choose **Allow** when the phone asks.
- **Email pemberitahuan** (Email notifications): sent to your account email. Can be turned off at any time.

A box **Aktifkan notifikasi** (Turn on notifications) may also appear on the Home page to turn them on with one tap.

Phone notifications work on Android (Chrome) and on iPhone with iOS 16.4 or later after BMT Connect is added to the home screen. If it says **Diblokir** (Blocked), tap the padlock icon next to the site address › Permissions › Notifications › Allow.

Notifications follow the logged-in account. If you log out on a phone, notifications for that account stop on that phone.

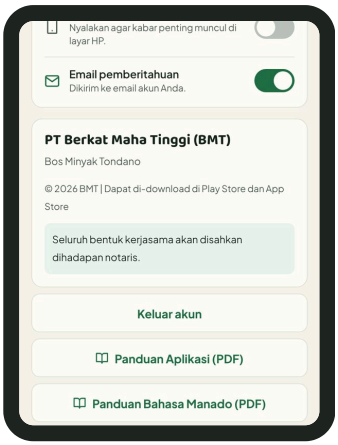

Profile › Notifications

14 BMT Points Program and VIP status

Points are BMT's thank-you to loyal partners. Points are added automatically once BMT staff record the activity.

Partnership	When Points are added	Points
Leaf or Seed Supply	For every 1 ton (1,000 kg) received at the factory; all deliveries are added up	25 Points per ton
Landowner	When the land partnership is agreed, by the surveyed area	500 Points per ha (under 1 ha: 250), up to 10 ha, then +250 Points per ha every year the partnership runs
Patchouli Partner	When the partnership agreement is signed	300 Points per ha (minimum 300), then +300 Points per ha every year the partnership runs
Job	When hired	Daily 1 · Weekly 10 · Monthly 100, and monthly contracts +100 every following month
BMT Annual Award	When receiving the award	+1,000 Points



Card for each level

Points can be taken back if a supply, partnership or contract is cancelled, or if staff correct a weight or land area. Every Points change is sent as a notification.

Level	Total Points
Mitra BMT	All registered members
VIP Gold	From 1,000
VIP Platinum	From 10,000
VIP Black	From 25,000

The benefits of each level are written by BMT on the **Program Poin** (Points Program) page. Open it by tapping the Points badge on the Home page or **Program Poin BMT** in Profile.

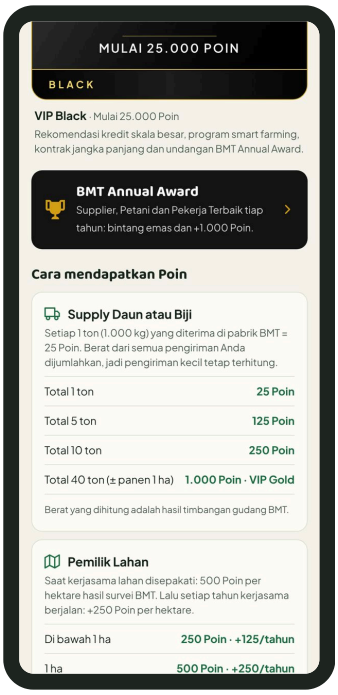

Points rules

15 Prize draws

Announced on the Points Program page. There are two draws so every partner has a chance.

Draw	Who takes part
Grand Prize VIP	Partners with at least 1,000 total Points
Undian Mitra (Partner draw)	Partners with fewer than 1,000 total Points

- Each draw shows the prizes, the Points collection period and the draw date.
- Chances are counted from the Points collected during the period. How many Points make 1 chance (usually 100 Points) and the maximum number of chances are written on the draw page.
- Every partner automatically joins one draw according to their total Points. If your total reaches 1,000 during the period, you move to the Grand Prize and all Points from the period still count.
- Your number of chances appears on the draw page, the Home page and in Profile.

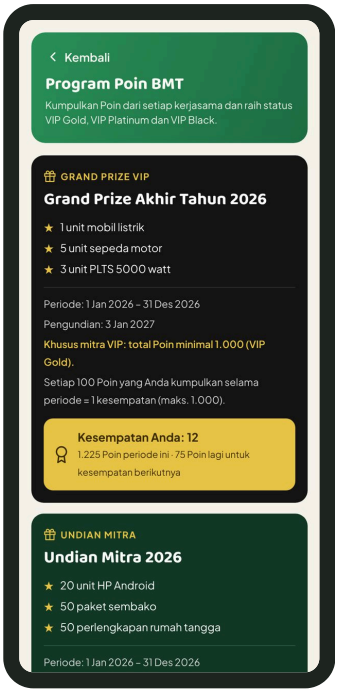

Draw announcement

16 BMT Annual Award

A yearly award for the most outstanding and loyal partners. Each year BMT chooses:

- Supplier Terbaik (Best Supplier)
- Petani Terbaik (Best Farmer, Patchouli Partner)
- Pekerja Terbaik (Best Worker)

Winners receive the award at the BMT Annual Award event, +1,000 Points, a gold star ★ next to their name in BMT Connect, an award card in Profile and an award label on their member card.

All winners are listed on the BMT Annual Award page: open the Points Program and tap the **BMT Annual Award** box. The page shows name, village and the reason for the award, without phone numbers.



BMT Annual Award page

17 FAQ and Privacy Policy

Pertanyaan Umum (FAQ) answers common questions, grouped by partnership type. Choose a topic at the top, then tap a question to see the answer.

Kebijakan Privasi (Privacy Policy) explains what data BMT keeps, what it is used for and your rights over it.

Both can be opened from Profile (buttons at the bottom) and from the welcome page before logging in. Direct addresses: app.bmthijau.online/faq and app.bmthijau.online/privacy-policy (both in Indonesian).

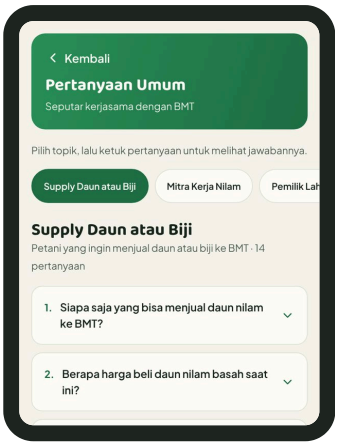

FAQ

18 Logging out

1. Open the **Profil** menu.
2. Scroll down and tap **Keluar akun** (Log out).
3. The app returns to the welcome page. To log in again, follow section 3.

Log out if the phone is shared with other family members, so everyone uses their own account. Your data stays saved and appears again when you log in.

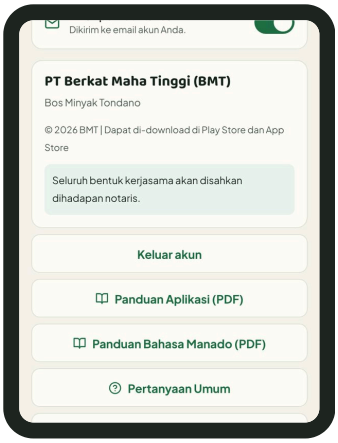

Log out button

19 Deleting your account

Only if you really don't want to use BMT Connect any more.

1. Open **Profil**, scroll to the very bottom, and tap **Hapus akun dan data saya** (Delete my account and data).
2. Read **Apa yang akan dihapus?** (What will be deleted?)
3. Type **HAPUS AKUN** (in capital letters) in the confirmation box.
4. Tap **Hapus akun saya** (Delete my account), then confirm once more.

Deletion cannot be undone. Your login, profile, ID card photo, partnership registrations, job applications, appointments, supply history and Points are deleted permanently. If you only want to stop for a while, just **Keluar akun** (Log out).



Delete account page

20 Safety and help

- Never give your password or verification code to anyone. BMT staff never ask for them.
- Make sure the address you open is app.bmthijau.online. Be careful with other links claiming to be BMT.
- One person, one account. Use the name and ID card of the account owner.
- Registration and partnerships through the app are free of charge.
- Every form of partnership is signed before a notary.

Need help?

- WhatsApp BMT: +62 882–0216–78859 (also via the **Hubungi BMT via WhatsApp** button in the Messages menu).
- Visit the nearest BMT office, or book an appointment in the app.
- Ask a family member who is used to phones for help, especially when creating an account and registering a partnership for the first time.

This guide (PDF, English) is at app.bmthijau.online/panduan-bmt-connect-english.pdf, or in the app via **Profil › App Guide in English (PDF)**. The Indonesian guide is at app.bmthijau.online/panduan-bmt-connect.pdf (**Profil › Panduan Aplikasi (PDF)**) and the Manado guide at app.bmthijau.online/panduan-bmt-connect-manado.pdf (**Profil › Panduan Bahasa Manado (PDF)**).

BMT Connect · Quick Guide

A one-page summary to print and stick up

1 Open

Type **app.bmthijau.online** in Chrome/Safari, or scan the QR code. Tap **Mulai**.

2 Create an account

Tap **Lanjutkan dengan Google**, or **Daftar** with email, password and the code from your email.

3 Install

Android: three-dot menu › **Instal aplikasi**. iPhone: Share › **Add to Home Screen**.

4 Register a partnership

Profil › Daftar Kerjasama. Name, phone, ID card photo, village. Tap **Kirim Pendaftaran**.

5 Sell leaves

Home › **Kirim supply daun**. Minimum 100 kg; farm pickup from 1 ton.

6 Find work

Menu **Lowongan** › choose › **Lamar pekerjaan ini**.

7 Appointments

Menu **Janji** › purpose, date, time, place › **Buat Janji Bertemu**.

8 Points & prizes

Collect Points, reach VIP, join the draws and the BMT Annual Award.

app.bmthijau.online

Help: WhatsApp BMT +62 882-0216-78859

Never give your password or verification code to anyone. Registration is free. Partnerships are signed before a notary.